


V-CHECK 2MPT

Power Frequency Overvoltage Protection Devices
SPD+POP incl. MCB



General Data

Internal configuration	1+1
No. Poles	2-Pole
No. poles + configuration	2 Poles, 1P+N
No. DIN rail modules	5
Network configuration	TT, TNS
IEC SPD Type	Class II
EN SPD Type	Type 2
Protection Modes	L-N / N-PE
Product standards	EN 50550; UNE 50550; IEC 63052; EN 61643-11



PART NUMBERS

XX	25	32	40	50	63
V-CHECK 2MPT-XX	77706451	77706452	77706453	77706454	77706455

MINIATURE CIRCUIT BREAKER (MCB)

V-CHECK 2MPT-XX	25	32	40	50	63
MCB Nominal current - In (IGA) [A]	25	32	40	50	63
Tripping curve	C				
Frequency [Hz]	50				
Breaking capacity EN 60898 - Icn [A]	6000				
Breaking capacity EN 60947-2 - Icn [kA]	10				
Rigid bare wire [mm]	10				
Flexible bare wire [mm]	10				

POWER FREQUENCY OVERVOLTAGE PROTECTOR (POP)

V-CHECK 2MPT-XX	25	32	40	50	63
Actuation method	Integrated MCB				
Flexible bare wire of shunt release [mm]	6				
Test button	Yes				
Min. flexible cable section of shunt release [mm ²]	1.5				
Max. flexible conductor section of shunt release [mm ²]	2.5				
Min. rigid conductor section of shunt release [mm ²]	1.5				
Max. rigid conductor section of shunt release [mm ²]	3.5				
Rigid bare wire of shunt release [mm]	6				

Limit values for response and non-response times according to UNE-EN 50550:

Voltages (V)	255	275	300	350	400
Maximum break time (s)	No tripping	15	5	0,75	0,20
Minimum non-actuating time (s)	No tripping	3	1	0,25	0,07

DATASHEET

This document is subject to change at any time without notice www.cirprotec.com | Lepanto 49 · 08223 Terrassa, Barcelona Spain © 2024 Cirprotec SLU | All rights reserved

cirprotec

V-CHECK 2MPT

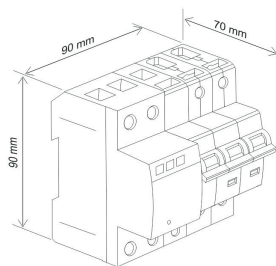
SURGE PROTECTION DEVICE (SPD) - IEC TECHNICAL FEATURES

V-CHECK 2MPT-XX	25	32	40	50	63
Maximum continuous operating voltage (AC) - U_c (L-N) [V]			400		
Maximum continuous operating voltage (AC) - U_c (N-PE) [V]			254		
Nominal voltage AC 50-60 Hz - U_n [V]			230/400		
Nominal voltage AC 50-60 Hz - U_n (L-N) [V]			230		
Nominal discharge current (8/20) - I_n (L-N) [kA]			3		
Max Discharge Current (8/20) - I_{max} (L-N) [kA]			15		
Voltage protection level at I_n - U_p (L-N) [kV]			≤1,5		
Voltage protection level at I_n - U_p (N-PE) [kV]			≤1,5		
Response time - t_A (L-N) [ns]			≤25		
Response time - t_A (N-PE) [ns]			≤100		
Dynamic thermal disconnection			Yes		

MECHANICAL AND ENVIRONMENTAL FEATURES

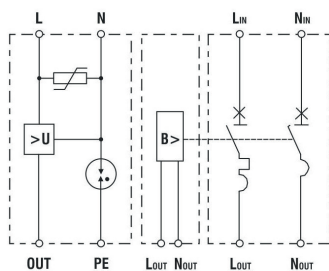
V-CHECK 2MPT-XX	25	32	40	50	63
Temperature range [°C]			-5 ... 40		
Humidity range [%]			5 ... 95		
Indication System Type			LED		
Housing color			Grey RAL 7035		
Enclosure - IP			IP20		
Solid conductor cross section			6...35 mm ²		
Stranded conductor cross section			6...25 mm ²		
MCB torque [N m]			4		

DIMENSIONS AND WEIGHT



V-CHECK 2MPT-XX	25	32	40	50	63
Net Weight [kg]			0.43		
Gross weight [kg]			0.469		
Packaging dimensions (H x W x L) [mm]			106 × 94 × 82		

INTERNAL CONFIGURATION



DATASHEET